



NATIONAL FOOD AUTHORITY (NFA)

Component						Baseline Data		Target	
	Objective/Measure		Formula	Weight	Rating System	2022	2023 (As Reported)	2024	2025
SOCIAL IMPACT	SO 1	Ensure Maintenance of Adequate Buffer Stock Sourced from Local Farmers							
	SM 1	Buffer Maintained Stocks	Actual Level of Buffer Stock in Rice Form	15%	300,000 MT and Above = 15% 250,000 MT to 299,999 MT = 13% 200,001 MT to 250,000 MT = 11% 150,001 MT to 200,000 MT = 9% 100,001 MT to 150,000 MT = 7% 25,001 MT to 100,000 MT = 5% Below 25,000 MT = 0% <sup>1</sup>	140,436 MT	76,882 MT	300,000 MT	300,000 MT
	SM 2	Grains Post-Harvest Facilities Maintained	Total Number of Deliverables Due for 2025 Attained / Total Number of Deliverables Due for 2025	15%	(Actual/Target) x Weight	Not Applicable	Not Applicable	100%	100% Attainment of 2025 Deliverables (Based on DBCC-Approved Project Implementation Plan)

<sup>1</sup> Rating will be applied in actual performance as of 30 June 2025 and 31 December 2025. Annual rating will be computed based on the average of semestral ratings.



Component						Baseline Data		Target	
Objective/Measure		Formula	Weight	Rating System		2022	2023 (As Reported)	2024	2025
STAKEHOLDERS	SM 3	Stocks Maintained in Good and Consumable Condition	Total Stocks in Good and Consumable Condition / Total Stocks Stored	15%	99.50% to 100.00% = 15% < 99.00% to 99.49% = 12% < 98.50% - 98.99% = 9% 98.00% - 98.49% = 5% < 98% = 0% <sup>2</sup>	99.899%	99.998%	100%	100%
	Sub-Total			45%					
	SO 2	Availability of Rice Grain During Emergencies and Calamities							
	SM 4	Percentage of Requests for Stock in Times of Emergencies and Calamities Processed Within Prescribed Turnaround Time	Number of Requests for Stock in Times of Emergencies and Calamities Processed Within Prescribed Turnaround Time / Total Number of Requests for Stock in Times of Emergencies <sup>3</sup>	15%	(Actual/Target) x Weight	Cannot Be Validated	575 out of 633 requests have been served	100%	100%
	SO 3	Sustain Client Satisfaction							
	SM 5	Percentage of Satisfied Customers	Number of Respondents Who Gave a Rating of At Least Satisfactory / Total Number of Respondents <sup>4</sup>	10%	(Actual / Target) x Weight  If Less Than 80% = 0%	96.4% (Farmers) <sup>5</sup>  98% (Business Organizations) <sup>6</sup>	99.42%	90%	90%
	Sub-Total			25%					

<sup>2</sup> Rating will be applied in actual performance per month. Annual rating will be computed based on the average of monthly ratings.

<sup>3</sup> Shall be based on NFA Citizen's Charter as submitted to or approved by the Anti-Red Tape Authority (ARTA).

<sup>4</sup> Covers customers availing the GOCC's **external services** only.

<sup>5</sup> The data is based on the survey results using the methodology of the Governance Commission.

<sup>6</sup> *Ibid.*





Component					Baseline Data		Target		
	Objective/Measure		Formula	Weight	Rating System	2022	2023 (As Reported)	2024	2025
FINANCE	SO 4	Ensure Efficient Budget Management							
	SM 6	Budget Utilization Rate:							
	SM 6a	Obligations Subsidy Budget Utilization Rate	Total Obligated Subsidy / Total Corporate Operating Budget from Subsidy (Both Net of PS Cost)	5%	(Actual / Target) x Weight	Not Applicable	16.60%	90%	90%
	SM 6b	Disbursements Subsidy Budget Utilization Rate	Total Disbursements from Subsidy / Total Obligated Subsidy (Both Net of PS Cost)	5%	(Actual / Target) x Weight	Not Applicable	96.50%	90%	90%
	SM 6c	Corporate Fund Budget Utilization Rate	Total Disbursements from Internally Generated Fund (IGF) /Total Corporate Operating Budget from IGF (Both Net of PS Cost)	5%	(Actual / Target) x Weight	Not Applicable	74.50%	90%	90%
		Sub-Total		15%					

Component					Baseline Data		Target		
	Objective/Measure		Formula	Weight	Rating System	2022	2023 (As Reported)	2024	2025
	SO 5	Establish Quality Management System (QMS)							
LEARNING & GROWTH	SM 7	Attain ISO 9001:2015 Certification	Actual Accomplishment	2.5%	All or Nothing	Maintained Existing ISO 9001:2015 Certification and Obtained ISO 9001:2015 Certification for Ilocos Regional Office and La Union Branch Office	Maintained existing ISO 9001:2015 Certifications (Region 1 and Region 3)  Obtained ISO Certification for NFA Region 6 and Iloilo Branch Office	Maintain Existing ISO 9001:2015 Certification	Maintain Existing ISO 9001:2015 Certification for All Processes Covered in 2024 <sup>7</sup>
				2.5%					Obtain ISO 9001:2015 Certification for Two (2) Branch Offices
	SO 6	Enhance Information and Communications Technology (ICT) Infrastructure							
	SM 8	Percentage Completion of ISSP	Total Number of Deliverables <sup>8</sup> Due for 2025 Attained / Total Number of Deliverables Due for 2025	5%	(Actual / Target) x Weight	33.33% of 2022 Deliverables Attained	AFMECH Program Capacity Building for NFA Engineers on Geo- Tagging Technology	100% Attainment of 2024 Deliverables	100% Attainment of 2025 Deliverables (Based on the ISSP 2025 – 2027 as endorsed by the DICT)


<sup>7</sup> NFA Regional Office I, NFA Central Luzon Regional Office, and NFA Western Visayas Regional Office.

<sup>8</sup> Deliverables refer to systems (applications)





Component					Baseline Data		Target		
	Objective/Measure	Formula	Weight	Rating System	2022	2023 (As Reported)	2024	2025	
	SO 7	Enhance Competencies of Employees							
	SM 9	Percentage of Employees with Required Competencies Met	Competency Level 2025 – Competency Level 2024;  Where Competency Level = Total Number of Employees with Required Competencies Met / Total Number of Employees	2.5%	All or Nothing	Not Applicable	NFA Competency Baseline for 2023 is 2.96%. This is 1% higher than 2022 Competency Baseline which is at 25.95%.	Increase from 2023 Competency Level	Increase from the 2024 Actual Competency Level
	SO 8	Establish Disaster Resilience into all Organizational Processes							
	SM 10	Development and Implementation of Disaster Risk Reduction and Management (DRRM) Plan	Actual Accomplishment	2.5%	All or Nothing	Not Applicable	Not Applicable	Not Applicable	Board-Approved Public Service Continuity Plan (PSCP)
		Sub-Total		15%					
		TOTAL		100%					
BONUS STRATEGIC MEASURES:									
FINANCIAL	GAD Budget Utilization Rate	Actual Disbursement for GAD-related Activities / Total COB	1%	All or Nothing	Not Applicable	Not Applicable	Not Applicable	5% of Total COB	



Component					Baseline Data		Target	
	Objective/Measure	Formula	Weight	Rating System	2022	2023 (As Reported)	2024	2025
INTERNAL PROCESS	ISO Certification on any of the following Standards:							
	i. Environmental Management System (EMS) Certification	Actual Accomplishment	1%	All or Nothing	Not Applicable	Not Applicable	Not Applicable	ISO 14001:2015 Certification
	ii. Business Continuity Management System (BCMS)	Actual Accomplishment		All or Nothing	Not Applicable	Not Applicable	Not Applicable	ISO 22301:2019 Certification

For GCG:

  
ATTY. BRIAN KEITH F. HOSAKA  
Commissioner

For NFA:

  
HON. LARRY DEL ROSARIO LACSON, Ph.D.  
Administrator