


BASES CONVERSION AND DEVELOPMENT AUTHORITY (BCDA)

Component					Baseline Data		Target		
	Objective/Measure	Formula	Weight	Rating System	2020	2021	2022	2023	
SOCIAL IMPACT	SO 1 Improve the Facilities for the Military								
	SM 1	Facilities Constructed for the Armed Forces of the Philippines	Actual Accomplishment for the Replication of Philippine Marine Corps (PMC) Facilities Project	10%	(Actual / Target) x Weight	Site Development Plan Approved by the Philippine Navy for the Facilities Project and Notice of Award Issued for the Philippine Army Support Command (ASCOM) Facilities	The DAED of the Replication of Philippine Navy Housing and Support Facilities in Bonifacio Naval Station Lot 1 Endorsed to the Philippine Navy on 02 December 2021 and 114.92% of the 2021 Project Deliverables Completed for the Philippine Army ASCOM Facilities	Signed Contract for the Philippine Marine Corps Phase 1 Packages and Completion of 100% of Project Deliverables for 2022 for the Philippine Army ASCOM Facilities	100% Accomplishment of Deliverables Based on Contract Schedule
			Actual Accomplishment for the Replication of Philippine Navy (PN) Senior Officers' Quarters (SOQ)	10%	(Actual / Target) x Weight				100% Accomplishment of Deliverables Based on Contract Schedule
	SO 2 Create Communities Where Families Can Work, Live, and Play Together								
	SM 2	Mixed-Use Areas to Include Industrial, Residential, and Institutional Areas Developed	Actual Accomplishment	10%	All or Nothing	Signed Lease Contract for 5,700 Square Meters of BCDA Lot in JHSEZ	Two (2) Signed Development Contracts (BSP and Pilipinas Shell Petroleum Corporation)	Two (2) Signed Development Contracts	Two (2) Signed Development Contracts
Sub-Total			30%						
FINANCE	SO 3 Provide Consistent Contribution to the AFP and National Government								
	SM 3	Total Remittance to the National Government	Total Amount Remitted to the National Government /	10%	All or Nothing	167% (P4.487 Billion out of P2.690 Billion)	Cannot Be Validated	100% Remittance of Required Mandatory Contribution to	100% Remittance of Required Mandatory Contribution to

Component					Baseline Data		Target	
Objective/Measure	Formula	Weight	Rating System	2020	2021	2022	2023	
		Total Required Mandatory Contribution					the National Government	the National Government
SO 4 Ensure Sustainability of BCDA by Building Recurring Revenue Sources and Effectively Managing Costs								
SM 4	Cash Proceeds from Business Contracts	Total Cash Proceeds from Joint Venture Agreements, Lease Contracts, and Other Business Contracts	10%	(Actual / Target) x Weight	₱6.195 Billion	<i>Cannot Be Validated</i>	₱5.075 Billion	₱6.304 Billion
SM 5a	Disbursement Budget Utilization Rate	Total Disbursements / Total Obligations (Both Net of PS Cost)	2.5%	(Actual / Target) x Weight	N/A	N/A	90%	90%
		Total Disbursements / Total DBM-Approved Corporate Operating Budget (Both Net of PS Cost)	2.5%	(Actual / Target) x Weight	N/A	<i>Cannot Be Validated</i>	90%	90%
SM 5b	Obligations Budget Utilization Rate	Total Obligations / Total DBM-Approved Corporate Operating Budget	5%	(Actual / Target) x Weight	N/A	N/A	90%	90%

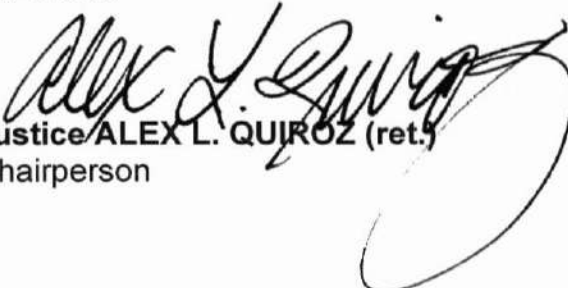



		Component			Baseline Data		Target		
	Objective/Measure	Formula <i>(Both Net of PS Cost)</i>	Weight	Rating System	2020	2021	2022	2023	
	Sub-Total		30%						
CUSTOMERS/STAKEHOLDERS	SO 5	Execute and Deliver Quality Development Projects on Time, on Specs, and on Budget							
	SM 6	Developmental and Infrastructure Projects Implemented	Actual Accomplishment	10%	(Actual / Target) x Weight	100% Completion of the Clark International Airport Expansion Project and Notice to Proceed for the Airfield Ground Lighting System of the Clark International Airport Issued	64.99% Completion of 2021 Deliverables of the Clark International Airport (CIA) Expansion Project	100% Project Completion of the Construction of the Airport to New Clark City Access Road Phase 2	100% Accomplishment of Deliverables Based on Contract Schedule of the Construction of the Airport to New Clark City Access Road Phases 2 and 3
	SO 6	Cultivate Strong and Fair Partnerships with Customers, Partners, and Stakeholders							
	SM 7	Percentage of Satisfied Customers	Number of Respondents Who Rated At Least Satisfactory / Total Number of Survey Respondents	5%	(Actual / Target) x Weight <i>If Less Than 80% = 0%</i>	95.35% of Respondents Rated At Least Satisfactory	<i>Results of the Survey Unacceptable</i>	95%	90%
		Sub-Total		15%					
INTERNAL PROCESS	SO 7	Design, Develop, and Ensure Full Execution of Master Plans of Communities							
	SM 8	Development of BCDA Special Economic Zones Synchronized	Actual Accomplishment	5%	All or Nothing per Target	Board-Approved Design Standards and Guidelines	Board-Approved Detailed District Master Plan and the National Government	Submission to the Board of Smart City Urban Guidelines	Issuance of Notice of Award (NOA) for the Detailed Engineering


Component					Baseline Data		Target	
Objective/Measure	Formula	Weight	Rating System	2020	2021	2022	2023	
				(DSG) for Clark Freeport Zone	Administrative Center Design Standards and Guidelines		Designs of New Clark City Projects	
		5%					Completion and Implementation of the National Government Administrative Center Lot Information Web Maps	
SO 8	Establish and Maintain Robust Internal Control and Governance Systems							
SM 9	Information Technology Systems Implemented	Actual Accomplishment	5%	(Actual / Target) x Weight	Contents for BCDA History Uploaded in the Visual Framework	<i>Cannot Be Validated</i>	100% Implementation of Project Deliverables Based on the ISSP for 2020-2022	100% Implementation of Project Deliverables Based on the ISSP for 2023-2025
							Submission of 2023-2025 ISSP to DICT	
SM 10	International Organization for Standardization (ISO) Certification for AIP Process	Actual Accomplishment	5%	All or Nothing	ISO 9001:2015 Certification Maintained	ISO 9001:2015 Certification Maintained	Maintenance of ISO 9001:2015 Certification	ISO 9001:2015 Recertification
	Sub-Total		20%					

Component					Baseline Data		Target		
	Objective/Measure	Formula	Weight	Rating System	2020	2021	2022	2023	
LEARNING AND GROWTH	SO 9	Build and Maintain a Highly Competent, Creative and Committed Workforce							
	SM 11	Percentage of Employees Meeting the Required Competencies	Competency Baseline ¹ 2023 – Competency Baseline 2022	5%	All or Nothing	<i>The Assessment Did Not Cover All Employees</i>	<i>Cannot Be Validated</i>	Improvement in the Competency Baseline of the Organization	Improvement in the Competency Baseline of the Organization
		<i>Sub-Total</i>		5%					
		TOTAL		100%					

For GCG:


Justice ALEX L. QUIROZ (ret.)
Chairperson

For BCDA:


AILEEN ANUNCIACION R. ZOSA
Acting President and CEO

¹ The competency baseline of the organization shall pertain to the average percentage of required competencies met which can be computed using the formula:

$$\frac{\sum_{b=1}^B \left[\frac{\sum_{a=1}^A (\text{Actual Competency Level})}{(\text{Required Competency Level})^a} \right]}{B}$$

, where a = Competency Required, A = Total Number of Competencies Required of Position, b = Personnel Profiled, B = Total Number of Personnel Profiled.